

# GUIDE TO EYE LEVEL EDUCATION




Nurturing lifelong learners,  
Critical thinkers, and problem solvers



# WE START FROM THE STUDENT'S EYE LEVEL

A man was appreciating the art at the Smithsonian Museum in Washington DC. As he approached each painting he would kneel down and look up at it. A curious visitor asked him why he was looking at the paintings from his knees. He replied,

"I am an elementary school teacher and I will bring my students here tomorrow. I was wondering how my students would enjoy the paintings from their eye level."



**At Eye Level, students master every learning concept through individualized coaching with a small step approach.**

 **Eye Level**  
I am the key.

**Eye Level's symbol, the keyhole, represents the program's core principles of education: Education from the child's perspective, a systematic approach to learning, and the child's self-directed learning process.**

## Keyhole

Located at the height of a child's eye level, the keyhole represents the action of seeing things from the child's perspective.


The four connected, yet separated colors illustrate the ongoing process of learning.

## Education

By taking a systematic approach to learning, Eye Level allows the children to learn at their own pace, thus laying the foundation for their lifelong learning process.

## I am the key.

At Eye Level, children will follow a self-directed learning method and develop independent learning skills. At the end of the day, they will become independent, proactive learners who are one step closer to their dreams.



# DIAGNOSTIC TEST AND STARTING POINT

## Was a Diagnostic Test (DT) done with your child?

A DT must be conducted with all new students, from which a Starting Point will be determined.

Your child's Starting Point is a specific booklet in the programme where he/she can work on the contents of the booklets confidently and comfortably. This means attaining perfect scores through their own efforts.

By boosting their confidence and fostering an interest in the subject, this ensures that your child masters his/her current level, thus ensuring their future success in subsequent levels.

### Importance of the Starting Point:

1. Students will be able to work at their own pace
2. Repetition can be minimized
3. Easier for students to achieve their study goals while increasing their motivation and confidence
4. Student will become motivated to improve their academic abilities

# CONTINUOUS PRACTICE

## Why does my child need to do his / her homework?

While our teaching materials were designed to meet the individual and personal learning needs of each child, his/her study plans are designed specifically for him/her according to your Instructor's observation of your child.

In order for your child to advance smoothly from the current level to the next, he/she needs to achieve a desired level of understanding, speed and accuracy.

However, learning requires long term commitment and continuous practice. As such, besides booklets assigned in class, homework is also given to ensure that your child is on the right track to meet his / her goals.



# REPETITION

## Why is my child doing the same worksheets again? Didn't he/she do this only last week?

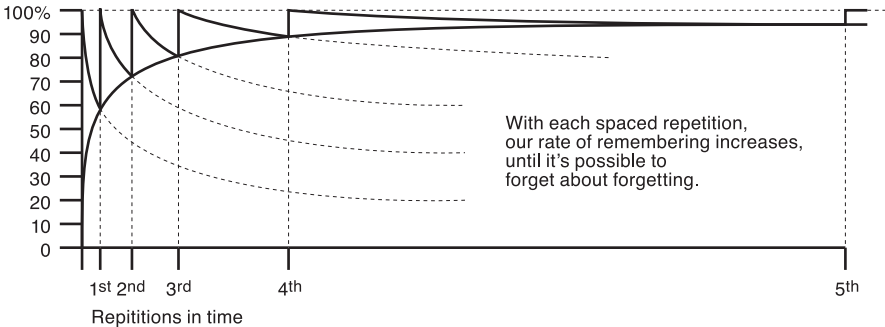
Since every child is unique and has a different learning pace, repetition is required to ensure that he/she achieves the necessary understanding, speed and accuracy.

According to the Ebbinghaus' Forgetting Curve, the more we re-learn a topic, the more data we will retain.

However, repetition of booklets is assigned only when necessary, according to your child's performance, and Instructor's observation and understanding of his/her abilities and skills.

### Ebbinghaus Forgetting Curve

% of Date remembered



# LEVEL TESTS

## Why is my child being assessed through the Level Test?

Our programmes aim to develop a child's abilities by mastering their understanding of concepts through a small-step approach. This means that the successful completion of the current level will ensure smoother progression to the next.

Therefore, a Level Test will be conducted with your child at the end of every level before he/she progresses to the next level.

This could also be periodic Achievement Tests within the same level for certain programmes

The Instructors/Centre Manager, however, will ensure that progression is not just based on results from the Level / Achievement Tests, but also a holistic understanding of your child's skills and abilities.



Month

1

Month

3

# ROLES AND RESPONSIBILITIES

## What is the role of the Instructor/Centre Manager?

At Eye Level, our Instructors/Centre Managers aim to work closely with our Parents and Students. Their main role is to:

- Provide clear and comprehensive feedback to both parents and students,
- Understand students' learning needs and identify areas of improvement,
- plan and determine students' learning progress according to their skills and abilities,
- communicate and motivate students in their learning, and
- provide clear and understandable feedback to both parents and students.

Eye Level Instructors/Centre Managers do not teach; we instruct. Our booklets are designed in a way that students are able to solve their problems independently through the use of examples and skills gained from previous levels. This is the key ingredient in Self-directed Learning

Therefore, in self-directed learning, the Instructors/Centre Managers at Eye Level will provide guidance through new concepts, after which the students will learn to attempt the questions independently.



## What are my roles as a parent in supporting my child's journey at Eye Level?

Your child's success at Eye Level is highly dependent on several factors:

- Class Environment
- Home Study Environment

To ensure that your child receives maximum benefit from our programmes, you are encouraged to play an active role in your child's Eye Level study by:

- **monitoring your child's learning at home** and making sure that they complete the assigned homework,
- **encouraging your child** to make steady progress by helping them build good study habits and creating a conducive learning environment,
- **ensuring your child attends classes** regularly and has (continuous) practice even during holiday periods, and
- **providing feedback** to Instructors/Centre Manager on your child's studies.

Month

1

Month

3

# SELF-DIRECTED LEARNING

## What is self-directed learning?

According to Malcolm Knowles, an American Educator, "...'self-directed learning' describes a process by which individuals take the initiative... in diagnosing their learning needs, formulating learning goals, identifying human and material resources for learning, choosing and implementing appropriate learning strategies, and evaluating learning outcomes."

Therefore, the type of child that we are developing possesses the following abilities:

1. **Identify** problems
2. **Understand** the solutions
3. **Weigh** the cost and benefit of each solution
4. **Evaluate** the outcome.

However, children do not become self-directed learners overnight. This skill has to be nurtured through regular and consistent practice in a conducive self-directed learning environment.

# WORKLOAD

**How do I know if I am overloading my child with too much work? Is this the right time to sign my child up for twice a week class or for a second subject?**

Eye Level keeps a serious view about maintaining your child's level of motivation towards his/her work. While homework is provided, we try to ensure that your child is able to complete them independently.

Signs of overload include showing a decreasing level of motivation towards study and a lack of interest in the subject.

To find out more about twice a week classes or registering for additional subjects, you may refer to the subject information found on the back of this booklet. You may also consult your Instructors / Centre Manager at your Eye Level Centre today!

